


Welcome to Kindergarten at The Sagemont School!



Dear Parents,

We would like to welcome you and your family to the 2019 - 2020 school year! We are looking forward to a wonderful and exciting year.


Our kindergarten team will work together to help your child reach his or her full academic and social potential by creating a learning environment that is both meaningful and motivating.

We will maintain communication through email, phone calls, weekly webpages and conferences. However, should you have any questions or concerns, please feel free to contact us and we will get back to you as soon as possible.

We look forward to meeting you all very soon. Your kindergartner is going to have an amazing year of learning and fun!

Sincerely,

The Kindergarten Team



Kindergarten Summer Reading List

These books are fun to read aloud and discuss with your child. If the book has a rhyming pattern, let your child help with the rhyme!

Tacky the Penguin (Helen Lester)

There Was An Old Lady Who Swallowed a Fly (Lucielle Colandro)

The Snowy Day (Ezra Jack Keats)

Knuffle Bunny (Mo Willems)

Don't Let the Pigeon Drive the Bus (Mo Willems)

The Kissing Hand (Audrey Penn)

Cloudy With A Chance of Meatballs (Judi Barrett)

Corduroy (Don Freeman)

I Like Myself (Karen Beaumont)

Are You My Mother? (P.D. Eastman)

Where the Wild Things Are (Maurice Sendack)

Swimmy (Leo Leoni)

The Napping House (Audrey Wood)

If You Give a Mouse a Cookie (Laura Numeroff)

Chicka Chicka Boom Boom (Bill Martin Jr.)

No, David (David Shannon)

Chrysanthemum (Kevin Henkes)

Good Boy, Fergus! (David Shannon)

I Went Walking (Sue Williams and Bill Martin Jr.)

The Very Busy Spider (Eric Carle)

Click, Clack, Moo: Cows That Type (Doreen Cronin)

How Do Dinosaurs Say Goodnight (Jane Yolen)

I Am Not a Chair (Ross Burach)

You Don't want a Unicorn! (Ame Dyckman)

Tyrannosaurus Rex vs. Edna, the Very First Chicken (Douglas Rees)

Recommended Series

The Llama Llama books by Anna Dewdney

Little Critters books by Mercer Meyer

Don't Let the Pigeon books and Elephant and Piggie books by Mo Willems

Biscuit Series by Alyssa Satin Capucilli

Pete the Cat books by Eric Litwin

Summer Math Activities

Counting

*Let's count to 20 starting with 1.

Let's start with 3 and count to 8.

*Did I do it right?

Ask your child to listen to you count to five and then ask them if you did it right.

I'm going to count to 5: 1, 2, 3, 4, 5. Did I do it right? (no)

How would you count to 5?

*Let's count backward. We'll start with 10 and go back to 1.

*I will count and leave out 1 number. Which number have I left out?

*What number comes after?

Have your child give the number next.

*What number comes before?

Have your child give the number that comes before a number.

Number stories

*The children will find number stories more interesting if you use their own names and story situations with which they are familiar.

*Encourage children to get in the habit of telling number stories by using numbers and naming the objects being counted. (3 cookies, 5 cats, etc)

*A crow, a robin, and a sparrow were sitting on a fence. How many birds were sitting on the fence? (3 birds)

*Laura was hunting for treasures on the beach. She found a shell, a feather, a stick, and a stone. How many things did Laura find?

*Marc collects toy horses. He had 13 horses. His mom gave him 1 more. How many horses does he have? (14 horses)

Number recognition

*From the time you woke up this morning until now, what numbers have you seen?

When have you used numbers today? (counting money, looking at the clock or calendar, etc.)

*Use flashcards find different numbers 1 - 20

*Match up game: You need 2 sets of cards 1 - 20. Lay out all of the cards face down and try to match each card with its partner.

*Order it: You need a set of flashcards 1 - 20. Mix up the deck of cards and lay them out on a flat surface. Have your child practice ordering numbers by picking up the cards and putting them in order from 1 - 20. Once your child has mastered this, try having him/her pick up the cards in order counting by 2s and 5s.

Number Writing

*Have your child trace large numbers in the air.

*Have your child write numbers with shaving cream, using beans, or in the sand at the beach.

*Have your child trace the number following the dotted lines.

*Have your child write numbers freely on a piece of paper. Tell your child to circle the number you say.

Shapes

* Name and identify 2D shapes

* How many sides and corners does the shape have?

* Compare and contrast 2 shapes



Websites and Apps

Kid's Websites:

www.abcya.com
www.eduplace.com
www.bonus.com
www.funschool.com
www.funbrain.com
www.nickjr.com
www.theideabox.com
www.starfall.com
www.jigzone.com

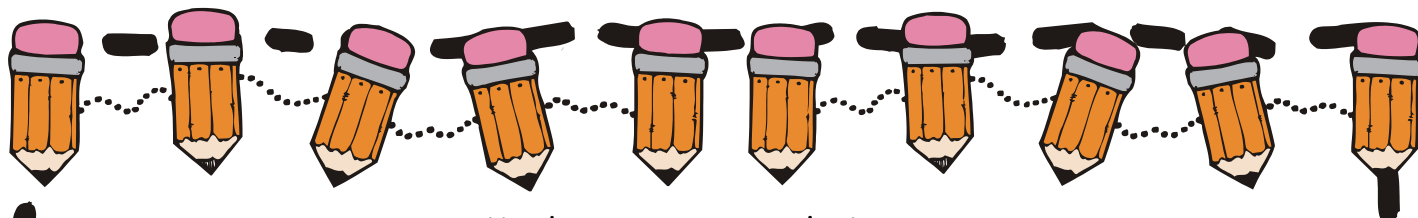
Parent Websites:

www.familyeducation.com
www.familyplay.com
www.familyfun.com
www.family.com
www.readingrockets.org

iPad Apps:

Super Why: ABC Adventures
Reading Rainbow
Big Bird's Words
Wallykazam! Letter and Word Magic
Phonics Island
EduKitchen
MonkeyWord
iLearn with Boing

Summer activities should be fun, relaxing and most importantly encourage your child to find a love for learning that will last a lifetime!



Kindergarten Supply List

The following items are for use in the classroom by all students and **SHOULD NOT BE LABELED**. You may bring them on the day you come to meet your teacher!

Thanks for everything!

- 1 box of THICK Washable markers
- 1 box of THIN Washable markers
- 1 box of colored pencils
- 3 boxes of THIN crayons (24 or more per box)
- 24 SHARPENED yellow #2 pencils
- 24 Elmer's glue sticks
- 1 small bottle of Elmer's glue
- 4 boxes of gallon size Ziplocs (2 boxes with zippers). (1 box for the Specialists)
- 2 boxes of sandwich size Ziplocs
- 5 packages of baby wipes (1 package is for the Specialists)
- 3 containers of Clorox or Lysol Wipes
- 2 box of tissues
- 1 pair of children's Fiskar scissors
- 1 red, PLASTIC pocket folder (no prongs please)
- 1 blue, PLASTIC pocket folder (no prongs please)
- 1 bottle of hand sanitizer
- 4 Mead Composition Books (primary lines please)

The following items **MUST BE LABELED** with your child's name.

- Complete change of UNIFORM clothing (shirt, shorts, socks, and underwear) in a Ziploc Bag labeled with name.
- Large old t-shirt or art smock labeled with your child's name for Art
- Your child will also need a draw string bag to bring to school on swim days with a solid colored bathing suit and towel.

*** Absolutely no backpacks with wheels!**

